

Session 1 : Transport priorities and the Regional and Local Road Investment Programme

David O'Grady
Principal Advisor
Department of Transport

Transport priorities and the Regional and Local Road Investment Programme

Session 1 : Transport priorities and the Regional and Local Road Investment Programme

DoT Regional and Local Roads

- ❑ Responsible for the setting, allocation and management of the RLR programme
- ❑ Road Network
- ❑ Funding
- ❑ Outputs
- ❑ Challenges / Opportunities



Session 1: Transport priorities and the Regional and Local Road Investment Programme

Road Network

- ❑ National Road Network 5420 kms
- ❑ Motorway 372 kms
- ❑ National primary 2361 kms
- ❑ National secondary 2687 kms



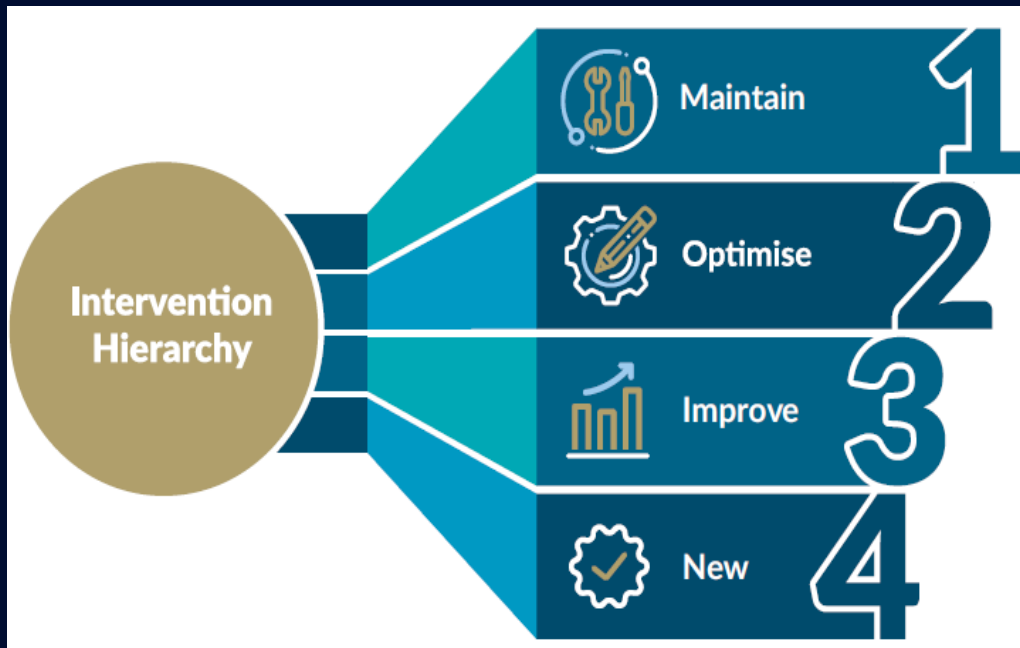
- ❑ Regional and Local Roads 96,779kms
- ❑ Regional Roads 13,387kms
- ❑ Local Roads 83,392kms



Session 1:

Transport priorities and the Regional and Local Road Investment Programme

Funding

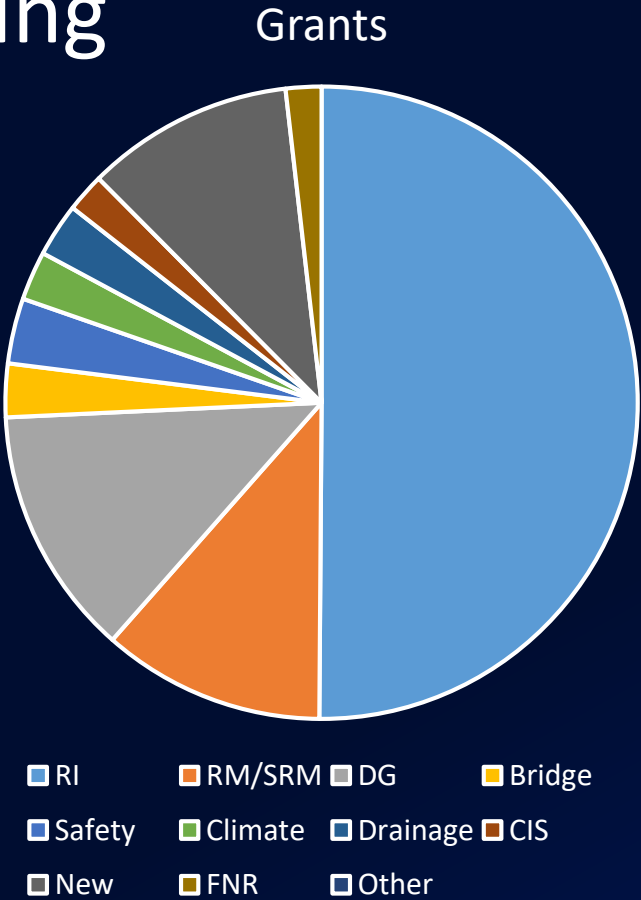


- 90% of DoT allocations to P&R
- 10% New

Session 1:

Transport priorities and the Regional and Local Road Investment Programme

Funding

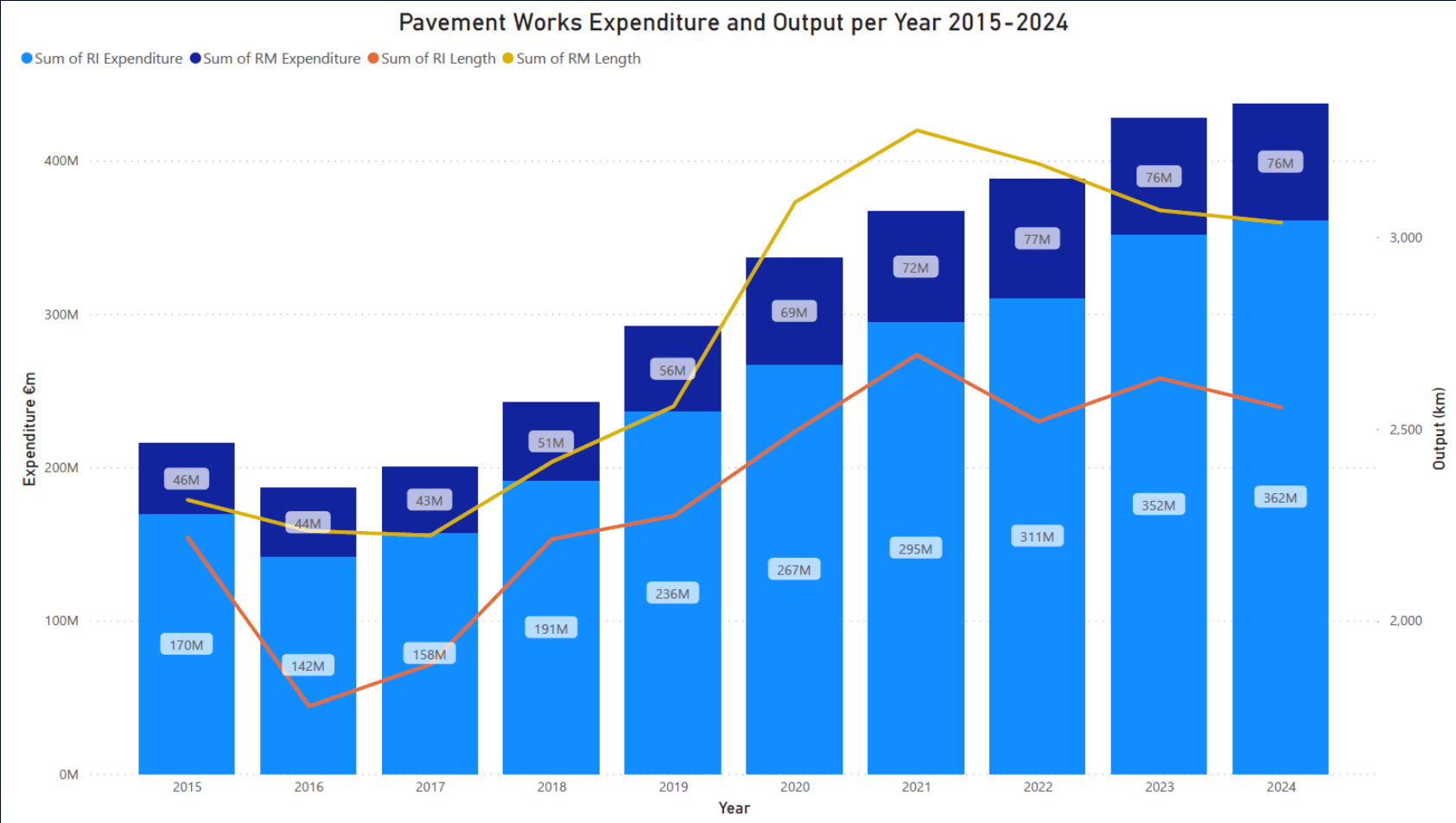


Works Category	2025
	€ million
Restoration Improvement	330
Restoration Maintenance (including Supplementary)	75
Discretionary Grant	84
Bridge Rehabilitation	18
Safety Improvement Works	22
Community Improvement Schemes	13
Drainage	18
Former National Road Pavements	12
Climate Adaptation & Resilience Works	17
Strategic Grant Projects	48
Specific Grant Projects	22
PSCI and Signs	12

Session 1:

Transport priorities and the Regional and Local Road Investment Programme

Output P&R – Capital and Current Funding



Session 1: Transport priorities and the Regional and Local Road Investment Programme

Outputs - Inflation

Year	Annual Inflation Rates <small>Statista</small>	Bound Material ^{Note1}	Surface Dressing ^{Note2}	Chippings ^{Note3}	Bitumen Emulsions ^{Note4}	AC Regulating
2019	+0.9%					
2020	-0.3%					
2021	+2.4%					
2022	+7.8%	+17.8%	+8.9%	+6.1%	+24.3%	17.7%
2023	+5.2%	+8.6%	+5.1%	+6.2%	-5.9%	5.2%
2024	+1.7%	+6.5%	+1.9%	+4.6%	0%	12.2%

Note 1: rates for AC20/HRA/SMA.

Note 2: contractor applied single and double surface dressing.

Note 3: costs ex pit for 6, 10, 14mm chippings.

Note 4: combination of polymer modified and cationic emulsions.

Session 1: Transport priorities and the Regional and Local Road Investment Programme

Outputs – Strategic New Road Improvements

	Project	Status
1	Sligo Western Distributor Road	Open 2021
2	Sallins Bypass	Open 2021
3	Laytown to Bettystown Link Road	Open 2021
4	Athy Southern Distributor Road	Open 2023
5	Tralee Northern Relief Road, Phase 1	At construction
6	Coonagh to Knockalisheen Distributor Road	At construction
7	Rice Bridge	At Construction
8	Shannon Crossing/Killaloe Bypass/R494 Upgrade	At Construction
9	Athenry Relief Road	Procurement
10	Eastern Garavogue Bridge and Approach Roads Scheme	Procurement
11	R498 Nenagh/Thurles (Latteragh) Upgrade	Detailed design
12	Thurles Relief Road	Detailed design

Session 1: Transport priorities and the Regional and Local Road Investment Programme

Shannon Crossing, Killaloe – R494



Session 1: Transport priorities and the Regional and Local Road Investment Programme

Shannon Crossing, Killaloe – R494



Session 1: Transport priorities and the Regional and Local Road Investment Programme

Shannon Crossing, Killaloe – R494



Session 1: Transport priorities and the Regional and Local Investment Programme

Outputs - Other

	2023	2024	2025
Minor Road Improvement Grant Projects	66	72	86
Low Cost Safety Projects	302	261	339
Bridge Rehabilitation Projects	314	290	334

Session 1:

Transport priorities and the Regional and Local Road Investment Programme

2026 – 2030?



Session 1 : Transport priorities and the Regional and Local Road Investment Programme

2026-2030 Programme for Government/NDP

□ Increase in funding for :

1. Protection and Renewal to address backlogs
2. Road New Road Projects
3. Community Improvement Schemes (CIS)
4. Transport Networks

□ Multi Annual Funding Budgets



Session 1 : Transport priorities and the Regional and Local Road Investment Programme

2026-2030 - Other challenges / Opportunities

- ☐ Road Safety*
- ☐ Climate Adaptation
- ☐ AI
- ☐ HV Cables*
- ☐ Abnormal Loads*
- ☐ Utilities*
- ☐ Carbon Savings*
- ☐ Sustainable Mobility*
- ☐ Structures
- ☐ Traffic Signs*



Session 1 : Transport priorities and the Regional and Local Road Investment Programme

2026 – 2030 -Challenges / Opportunities

- ❑ Climate Adaptation
- ❑ Network Resilience



Session 1 : Transport priorities and the Regional and Local Road Investment Programme

2026 – 2030 -Challenges / Opportunities

One Video, Multiple Applications

The interface displays a video of a road scene. A 'STOP' sign is highlighted with a green bounding box. The video player shows a timeline from 0 to 100 seconds. The detected objects are listed as follows:

Object	Condition	Action
STOP	1	OK
Curve (L)	2	Fix
gb: 512L	3	Replace
info	4	Missing

The table also includes the following metadata:

Metadata	Value
13/06/2024, 11:00:23 GMT+1	
FOREST ROAD, 00480399170983, 30...	
51.43209, -0.8453 (WGS-84)	
80	
confide...	0.99984

Session 1 : Transport priorities and the Regional and Local Investment Programme

2026 – 2030 -Challenges / Opportunities

- ❑ High Voltage Cables
- ❑ Gigabit Infrastructure Act
- ❑ Road Openings, Reinstatement and Licensing
- ❑ Legislation



Session 1 : Transport priorities and the Regional and Local Road Investment Programme



Session 1 : Transport priorities and the Regional and Local Road Investment Programme

2026 – 2030 -Challenges / Opportunities

Exceptional abnormal loads

- ❑ Standardised system
- ❑ Structural analysis
- ❑ Asset management



Session 1 : Transport priorities and the Regional and Local Road Investment Programme

2026 – 2030 -Challenges / Opportunities

- Structural Assessment Programme

– Phase 1, River Shannon, 21 structures

- Phase 2 Nore, Barrow, Suir

- Phase 3, At risk structures along coastline

Output

- Structural condition

Load Rating

Maintenance work required

Scour assessment

Session 1 : Transport priorities and the Regional and Local Road Investment Programme

2026 – 2030 -Challenges / Opportunities

- Structural Assessment Programme



– Phase 1, River Shannon, 21 structures

- Phase 2 Nore, Barrow, Suir

- Phase 3, At risk structures along coastline

Output

- Structural condition

Load Rating

Maintenance work required

Scour assessment

Session 1 : Transport priorities and the Regional and Local Road Investment Programme

2026 – 2030 -Challenges / Opportunities

- Structural Assessment Programme



Banagher Bridge County Offaly/Galway

– Phase 1, River Shannon, 21 structures

- Phase 2 Nore, Barrow, Suir

- Phase 3, At risk structures along coastline

Output

- Structural condition

Load Rating

Maintenance work required

Scour assessment

Session 1 : Transport priorities and the Regional and Local Road Investment Programme

2026 – 2030 -Challenges / Opportunities

- Structural Assessment Programme



– Phase 1, River Shannon, 21 structures

- Phase 2 Nore, Barrow, Suir

- Phase 3, At risk structures along coastline

Output

- Structural condition

Load Rating





Maintenance work required

Scour assessment

Session 1 : Transport priorities and the Regional and Local Road Investment Programme

2026 – 2030 -Challenges / Opportunities

□ Speed Limits

Single Carriageways			
Default Speed Limits			
			
National Primary	National Secondary	Regional	Local
Applies to Single Carriageways in Rural areas			

Session 1 :



Session 1 : Transport priorities and the Regional and Local Road Investment Programme

David O'Grady
Principal Advisor
Department of Transport

THANK YOU

**Join the Q&A session at
Slido.com and enter 3873601
or via the QR Code.
Questions must include name
and associated Local Authority
to be considered by the panel.**

